

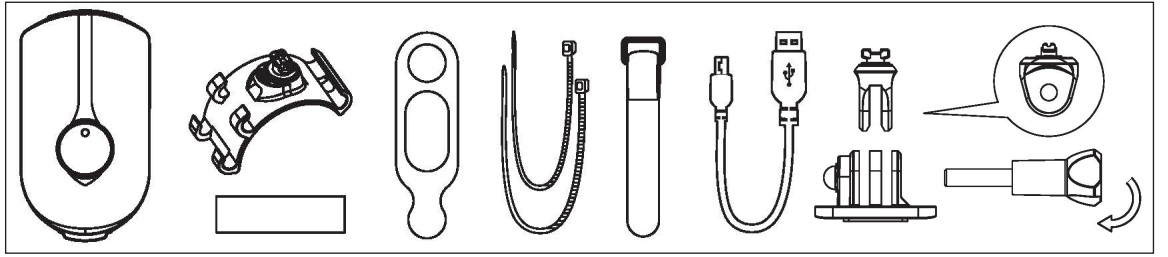


# SPRINT-100 USB HEADLIGHT

SUNLITE CG-217P / 913342

Includes:

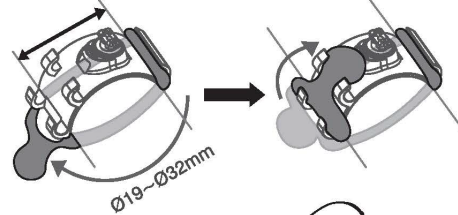
- Light
- Handlebar Mount
- Ring Strap
- Zip Ties (x2)
- Velcro Strap
- Charging Cable
- GoPro Style Mount



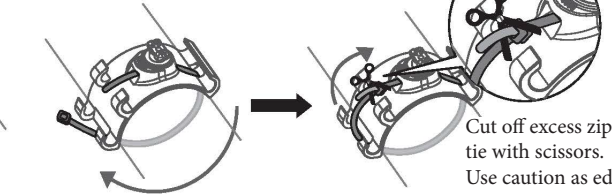
## Installation

1. Install the light mount using the included ring strap or a zip tie.
2. Once mount is installed, place light onto mount and turn 90° to lock in place

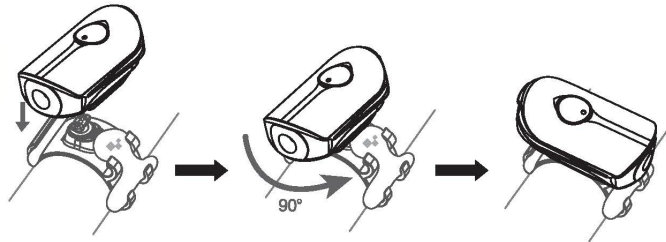
Ring Strap:



Zip Tie:

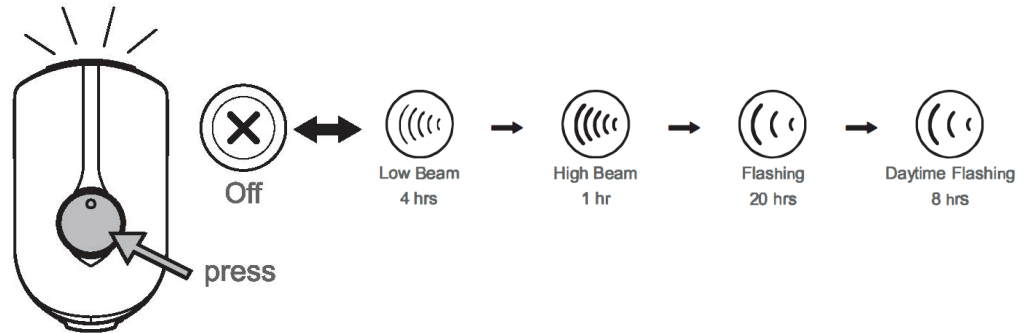


Cut off excess zip tie with scissors. Use caution as edge may be sharp.

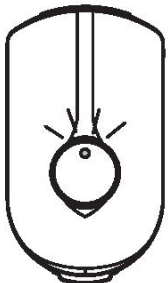


## Function

- Press the power button for 1.5 seconds to turn power on and off.
- Click the button briefly to cycle through modes.
- Mode memory returns to last used mode when turned back on unless light has been fully discharged.



## Charging & Battery



**3-Level battery check function shows remaining power.**

**Power ON:**

Green: 100 - 50%

Orange: 49-25%

Red: 24 - 0%

**Power OFF:**

Double Click button to check remaining battery

To charge, remove the rubber plug on the bottom of the light and connect to power via the included power cable.

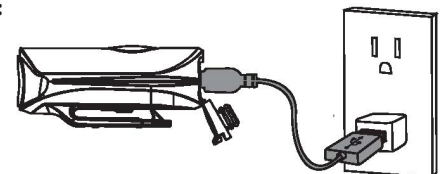
**While Charging LED indicates:**

LED OFF: Fully Charged

Green: 100 - 50%

Orange: 49-25%

Red: 24 - 0%



# SUNLITE